

2021 OPERATIONS BUDGET

November 23, 2020

HIGHLIGHTS



- Guidance from goal setting session and other discussions of board priorities
- Continued capital investment in streets, water, wastewater, stormwater infrastructure
 - Bond funds, low interest loans, non-home rule sales tax
- Minimal investment in equipment using rollover bond proceeds
- Focus on cost effective and efficient services



MORE HIGHLIGHTS

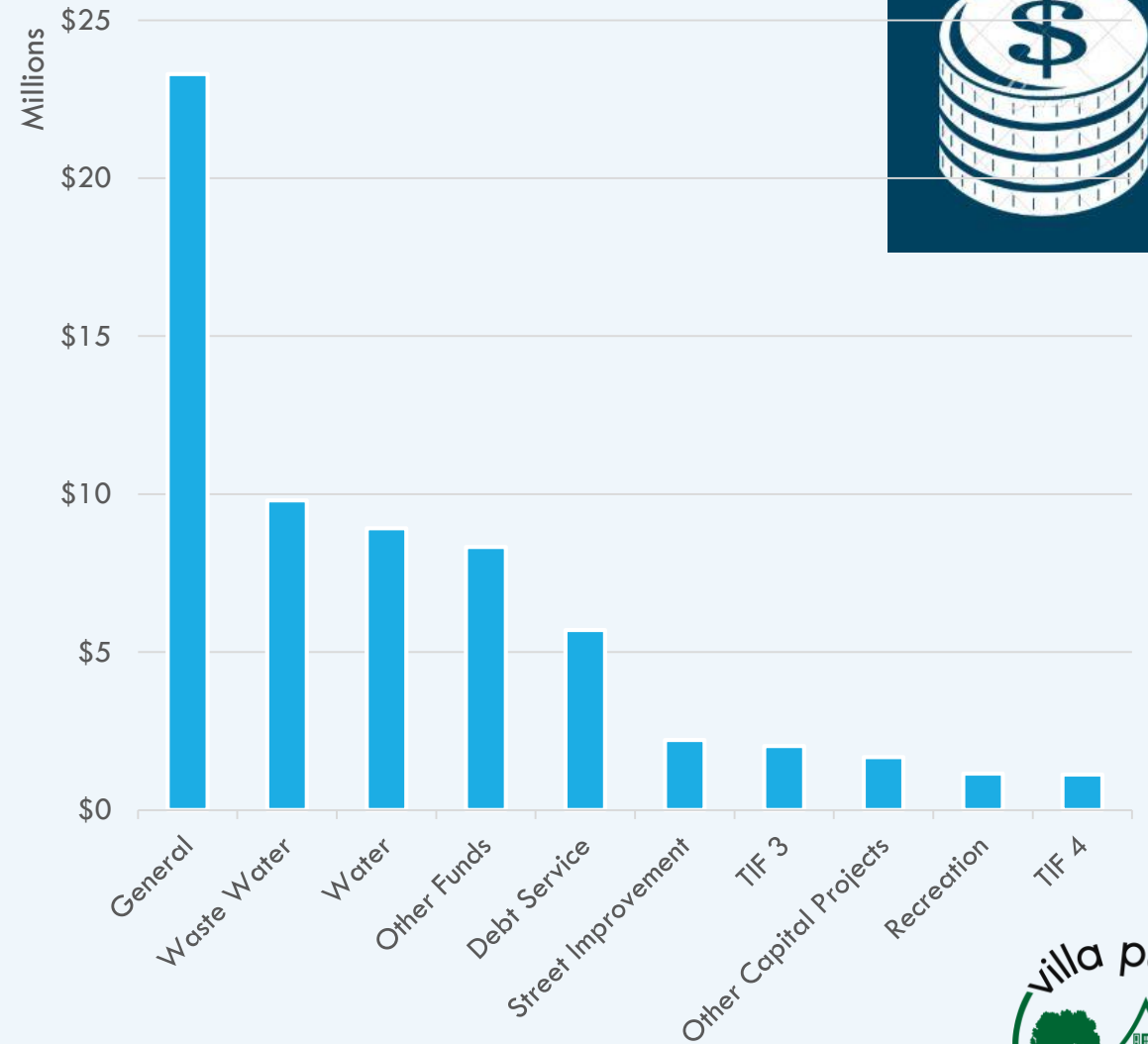


- Maintain existing services
- Tree trimming and removals remain
- Continued investment in sidewalks
 - 50/50 program expenses
- Major focus on economic development, especially key corridors
- Implementation/refinement of technology for more accurate and efficient operations

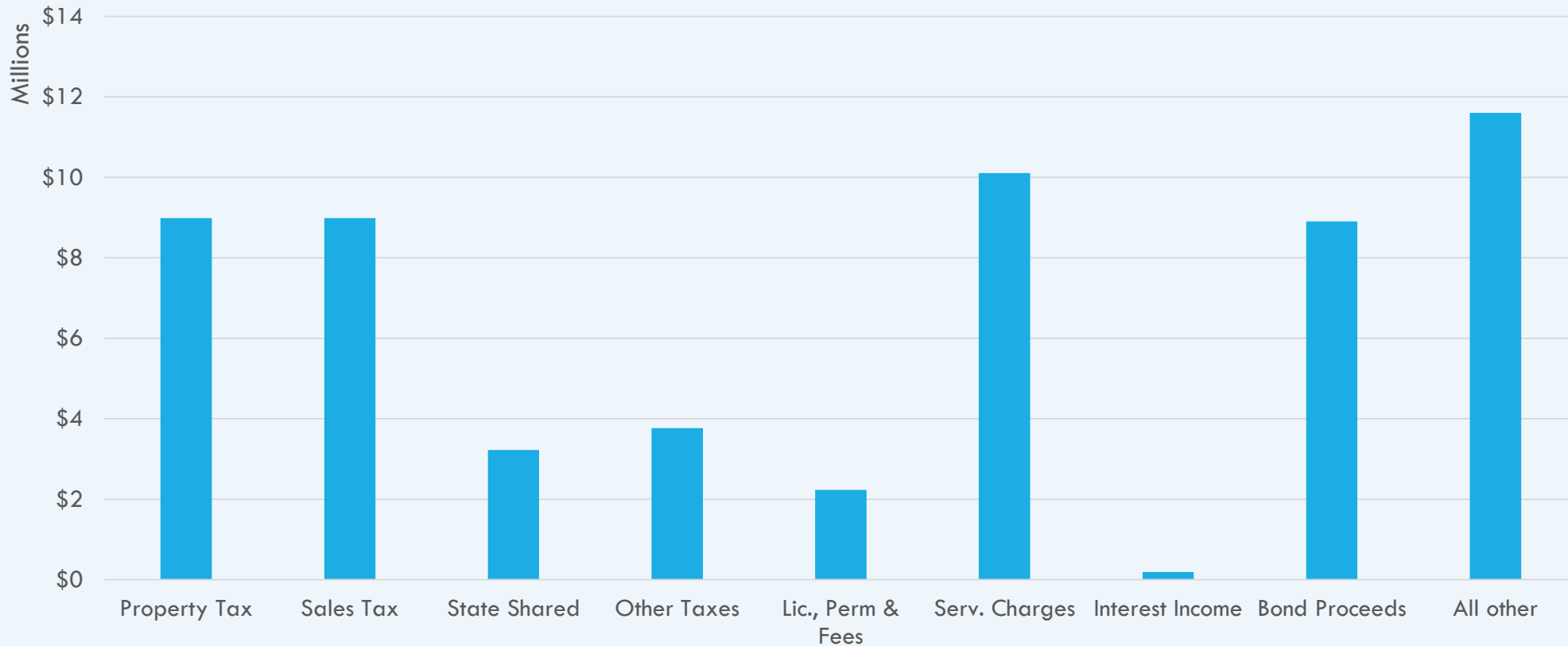


TOTAL REVENUES BY FUND

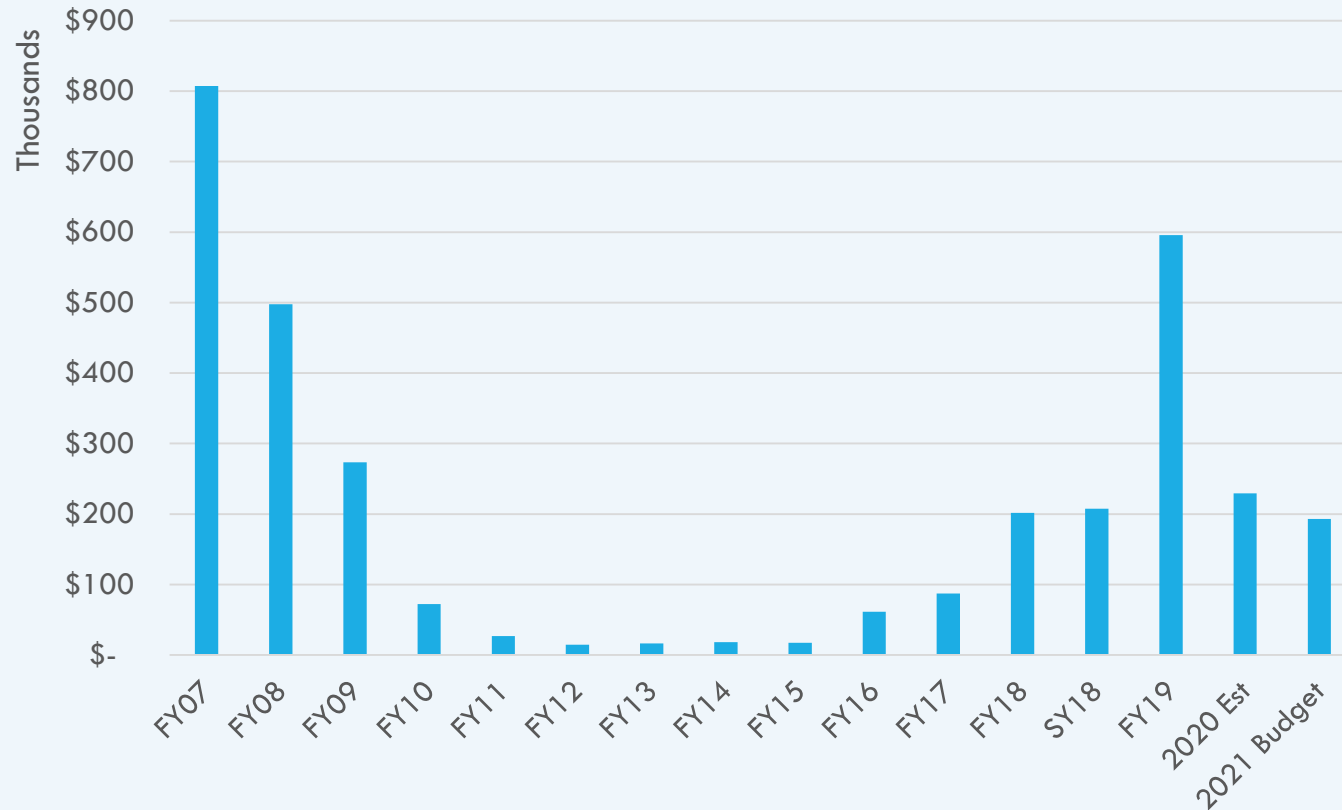
- \$58,015,312 without transfers
- General Fund: 36% of total revenues
- Wastewater: 15%
- Water: 14%
- Street Improvement: 4%
- All other funds: 31%



TOTAL REVENUES BY SOURCE



INTEREST INCOME HAD REBOUNDED — BUT...



Lower interest rates

Bond dollars are being spent down, so fewer dollars are available to earn



TOTAL EXPENDITURES BY FUND



\$66,054,576 without transfers

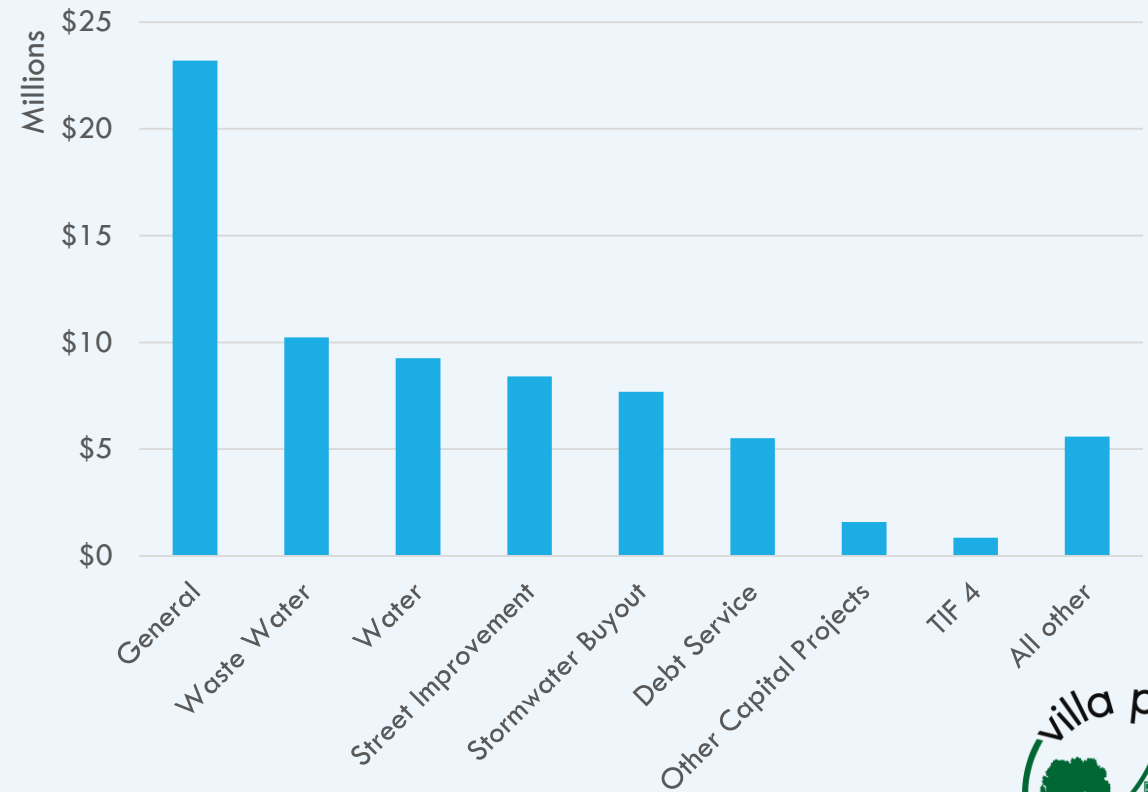
General Fund: 32% of total expenditures

Waste Water: 14%

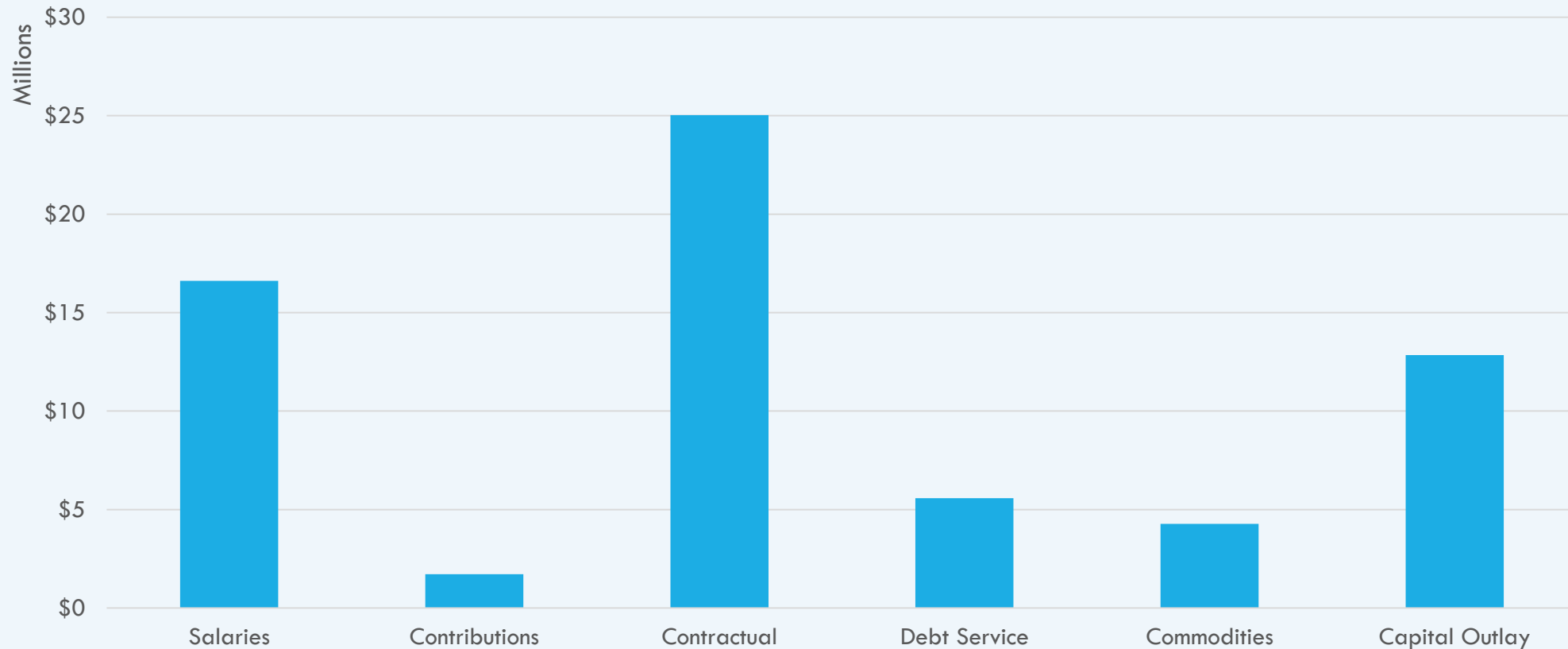
Water: 13%

Street Improvement: 12%

All other: 29%



EXPENDITURES BY SOURCE



2020 GENERAL FUND OVERVIEW



Projected fund balance: \$9,520,516

- 155 days on hand

Projected surplus of \$582,237

Projected revenues are 1.7% lower than budget

Projected expenditures are 4.9% lower than budget

- Lower across all categories



GENERAL FUND 2021



Projected fund balance: \$9,621,347

- 145 days fund balance on hand

\$23,297,966 in revenue

\$23,197,136 in total outflows

Transfers out of \$1,468,659

- \$1,468,659 to Parks, Recreation, Swim Pool, Equipment Replacement, and Building Improvement Funds



GENERAL FUND REVENUE

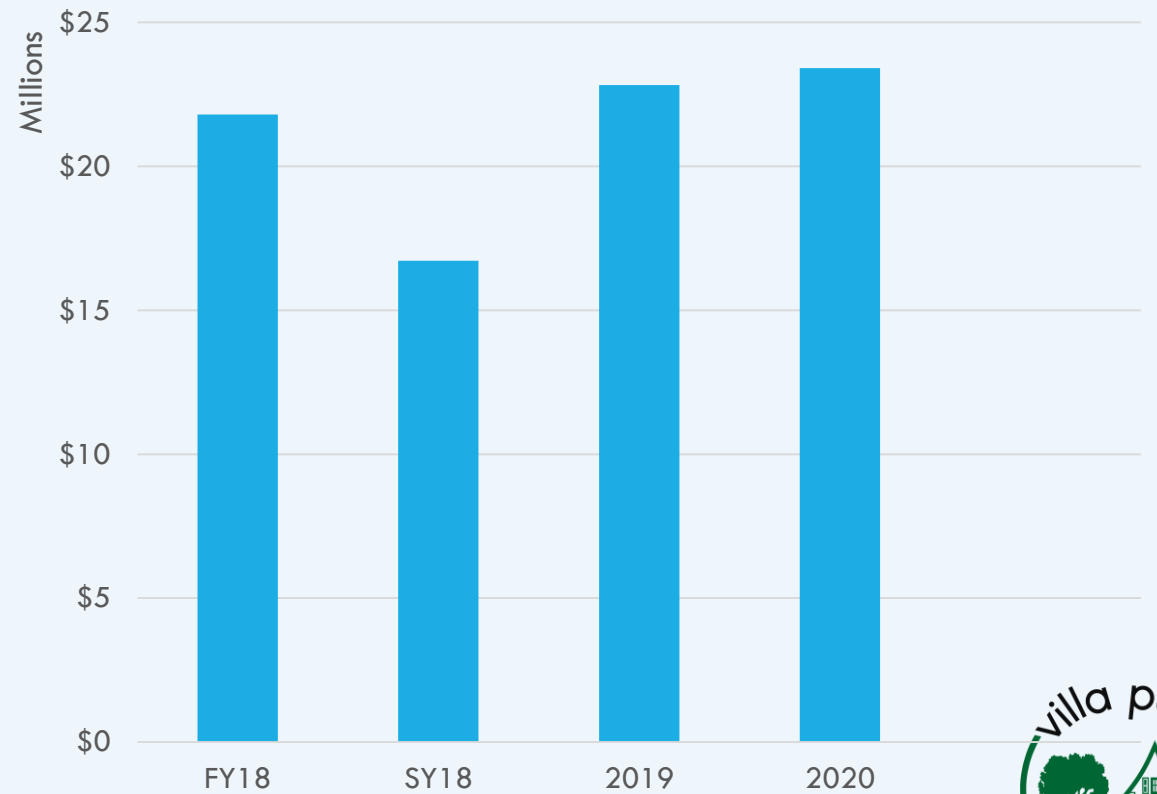


Revenue: \$23,297,966

Changes

Growth in sales tax, video gaming tax, building permits
Reductions in liquor licenses, parking permits, parking fees,
interest income

1.3% over 2020 projected



GENERAL FUND EXPENDITURES



Balanced General Fund

- Maintain current services

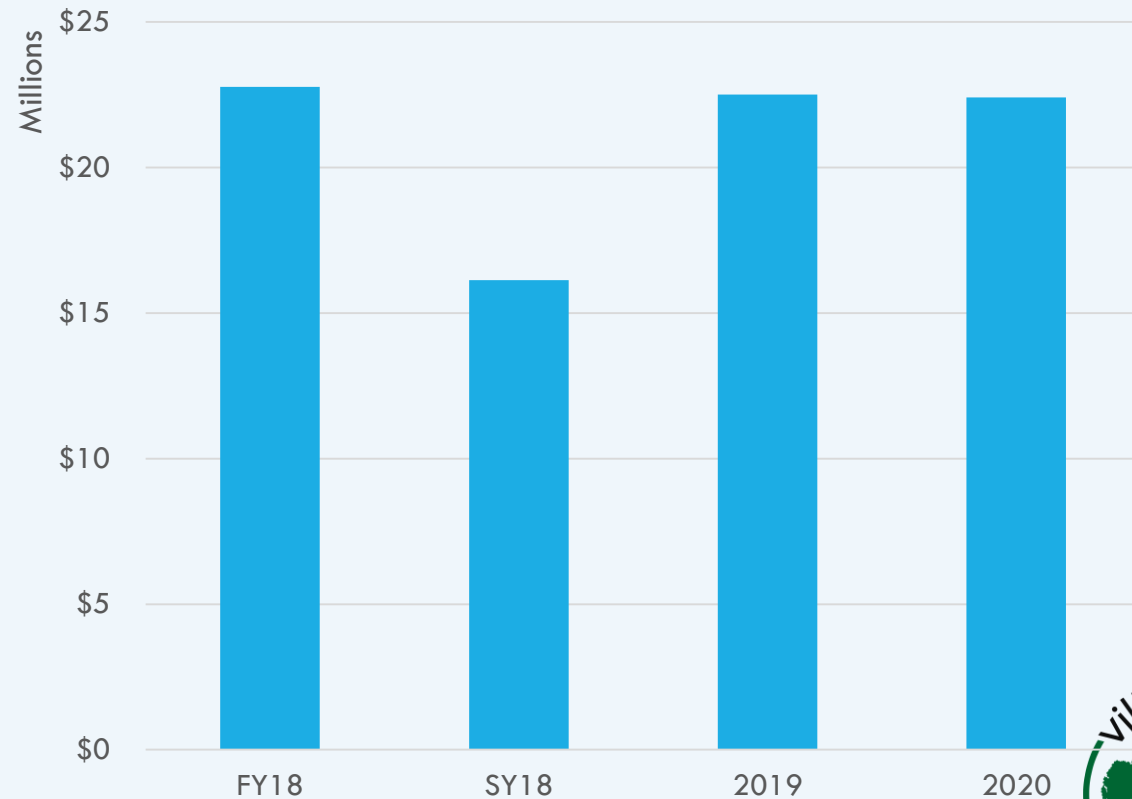
Funding priority initiatives

- Street maintenance, tree trimming and removals, economic development

Continuing operating transfers for Parks/Recreation/ Pools

Total Expenditures and Transfers: \$23,197,436

3.5 increase from 2020 projected



ENDING FUND BALANCE



Projected \$9,621,347

- Includes \$700,000 of working cash fund

Daily cost of operations is \$63,554

Projected 151 days of fund balance on hand



VEHICLES AND EQUIPMENT



Included:

- Two heart rate monitors/defibrillators
- Police Body cams from DUI funds

Deferred to later in the year:

- Three police squads, PW vehicle, Parks maintenance truck
- Contribution to Fire apparatus reserve

Funded using Rollover Bonds



NOTABLE INITIATIVES



Funding for tree trimming

Funding for sidewalk funds – 50/50 program

Major capital spending from bonds, grants, and IEPA loans

Continue to seek grants for projects in the bike and pedestrian plan

Positioning for the future

- Strategic plan, website and technology for customer driven service for permits and forms, economic development



ISSUE TO WATCH (UPDATES FROM LAST YEAR)



Revenue changes or opportunities

- *Recreational adult use cannabis is a new revenue opportunity*
- *Illinois graduated tax proposal failed-will this impact state shared revenues in the future*

Pensions – investment consolidation is one step, but not a full solution

Must remain focused on economic development – continues

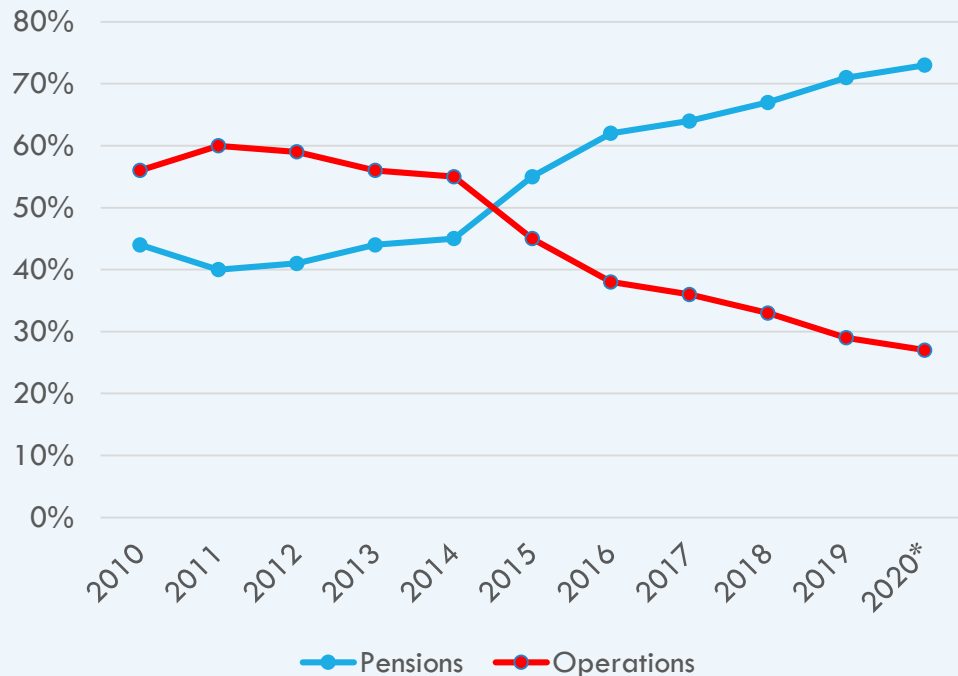
Major capital projects – continues



PENSIONS CONTRIBUTIONS — GROWING AT AN ALARMING RATE



Public Safety Pensions as a Percent of
Operations Levy



- Pensions are taking up more of our tax levy each year
- 10 years ago, pensions were about 44% of the tax levy (excluding debt)
- This year, about 73% of our tax levy goes towards pensions
- Our 2020 levy estimate for pensions is \$3.6M, which is a 10.5% increase over 2019



ADDITIONAL ISSUES AND INITIATIVES



Continue to monitor the State of Illinois for future changes

Pension funding

Leverage Capital Bill dollars

Stormwater projects – including rear yard drainage projects

Maximize use of facilities and Village owned land

Budget developed considering impacts of COVID-19



SUMMARY



Projected 151 days fund balance on hand

Address some capital needs

Investing in infrastructure

- Solving problems and improving quality of life

Funding key initiatives

Fiscally responsible

- Leverage capital dollars
- Contain and lower costs
- Cooperate among departments
- Work with other governments whenever possible

Planning for the future





PUBLIC WORKS

ROADS, CAPITAL PROJECTS, WATER, WASTEWATER, AND 5-YEAR CIP



STREET IMPROVEMENT FUND

(FUND 60)



Recap - 2020

- Completed construction of the Plymouth Street Improvement Project (Villa Ave to Ardmore Ave).
- Completed Michigan Ave. Improvement Project (Central Blvd. to Kenilworth Ave).
- Astor and Myrtle Improvement Project; the Euclid Avenue Improvement Project (Highland to Park; Central to Kenilworth).
- Completed construction of the St. Charles Bridge Improvement Project.
- Completed the 2019/2020 Street and Alley Improvement Project.
- Completed the 2020 Pavement Rejuvenation Program, 2020 Pavement Marking Program and the Pavement Patching Program (Maintenance funds).
- 6.6 total miles of streets received maintenance or capital improvements in 2020.



ROAD IMPROVEMENTS

OVERVIEW (FUND 60)

Bond Issue Project Priorities

Construction Phase

1. Harvard Avenue Improvement Project (Jefferson Park to Plymouth)
2. Third Avenue (Holly to Division)
3. Maple Area Improvement Project (Various Streets)
4. Charles Avenue Improvement Project (St. Charles to Oak)
5. Harvard Avenue Improvement Project (Plymouth to Ridge)
6. Monterey Avenue Improvement Project (Washington to Park)
7. Wisconsin Street Improvement Project (Vermont to Stone)

Engineering Design Phase

1. Tri-Trail Connector Project
2. Villa Avenue Bridge Improvement Project
3. Myrtle Avenue Improvement Project (Madison to Terry)
4. Biermann Avenue Project (Sunset to North)
5. Wisconsin Avenue Improvement Project (Madison to Jackson)
6. Yale Avenue Improvement Project (Jackson to Madison)
7. Washington Area Combined Sewer Separation Project
8. Jackson Street Improvement Project (Addison to Yale)



STREET IMPROVEMENT FUND

(FUND 60)



Maintenance Activities

- Pavement rejuvenation
- Pavement patching
- Pavement marking
- Pavement resurfacing
- Sign replacement
- Street light poles



STREET IMPROVEMENT FUND

2021 BUDGET AMOUNTS (FUND 60)



Summary	
Number of Streets	11
Total Length (mi)	3.1
Street Maintenance Cost	\$300,000
Non-Referendum Cost	\$2,327,972
Referendum Road Cost	\$5,573,480
Total Street Improvement Fund Costs	\$8,201,452



CAPITAL PROJECTS FUNDS

(FUNDS 64,65,66, AND 67)



Revenue

- Utility Sales Tax (Fund 64)
- No dedicated or reliable source (Fund 65, 66, and 67)
 - Corporate Transfers
 - Grant reimbursements
 - Sales/Lease Financing, DSEB Bonds (Fund 65)
 - Cost share with residents



CAPITAL PROJECTS

(FUND 64)

Projects

- Sidewalk Program - \$125,000
 - 50/50 cost share
- ADA Sidewalk Improvements - \$100,000
 - Compliance plan
 - Use MFT Funding
- Engineering and construction of designated projects
 - Transfer Utility Sales Tax funds to the Water and Wastewater Funds
- Bicycle and Pedestrian Plan
 - Seek grant funding for projects



EQUIPMENT REPLACEMENT FUND

(FUND 65)



Planned Capital Expenditures

- Lease payments (two previous purchases)
 - 2020 Ambulance Lease
 - 2017 PW Truck and Heart Rate Monitors (Final payment)

Other capital equipment

- 2 Heart monitors/defibrillators replacements - \$70,000



BUILDING IMPROVEMENT FUND

(FUND 67)



Capital Items - \$39,600

- Complete additional work at Jefferson pool.
- Iowa Community Center
 - Annual maintenance of the Skate Park
- Fleet Maintenance Garage
 - Replace unit heater
- Fire Station 82
 - 3 window a/c units
- Village Hall
 - Electrical Panel Replacement
- Public Works
 - Basement divider and projector for additional conference/training area
- Roof Evaluations and Repairs for Village Hall, Parks Building, 31 W. Home Ave, and Old Fire Station



STORM WATER FUND

(FUND 68)

- Revenue

- Storm water Fee - \$582,000
- Grant Reimbursements
 - FEMA Grant (pending) - \$4.0 Million
- Cost Share with Residents
 - 50% of Drainage Assistance Program
- Storm water Detention Buyout fees
 - Pending Economic Development Projects

- Capital Projects

- Drainage Assistance Program
- Harvard (Jefferson Park to Plymouth)
- Harvard (Plymouth to Ridge)
- Jackson Pond Improvement Project (Future phases)
- Monterey Avenue Improvement Project (Washington to Park)



STORM WATER BUYOUT FUND

(FUND 68)



Unfunded CIP Storm water Projects

Project Name	Referendum Project	Storm water Estimate	# of Homes Benefitted
Charles Avenue Improvement Project (St. Charles to Oak)	Yes	\$468,000	43
Elm Street Drainage Improvement Project	No	\$2,470,000	78
Jackson Pond Improvement Project - Pending FEMA Grant	No	\$2,470,000	53
Lions Park Drainage Improvement Project	No	\$216,000	0
Lufkin Pond Drainage Improvement Project	No	\$684,000	15
Maple Area Improvement Project (Various Streets)	Yes	\$1,140,000	77
Ovaltine Pond Drainage Improvement Project	No	\$348,000	0
Riordan and Monterey Drainage Improvement Project	No	\$444,000	4
Twin Lakes Area Drainage Improvement Project	No	\$3,324,000	18
Van Buren Area Drainage Improvement Project	No	\$1,860,000	10
Villa and Summit Drainage Improvement Project	No	\$1,044,000	87
Wisconsin Avenue Improvement Project (Kenilworth to Madison)	Yes	\$1,656,000	153
Yale Avenue Improvement Project (Madison to Jackson)	Yes	\$408,000	18

Unfunded CIP Storm Water Projects Totals		\$16,532,000	556
---	--	---------------------	------------



WATER SUPPLY FUND

(FUND 82)



Revenue

- User Charges - \$4.5 Million
- Utility Sales Tax Transfer - \$431,078 (amount may change)
- Block Grant – \$400,000
- IEPA loan funding – \$2.94 million
- Projected ending fund balance of \$269,613



WATER SUPPLY FUND

(FUND 82)



Expenses

- Operations – \$2.36 Million
- Purchase of Water - \$2.80 Million
- Total Capital and Projects - \$4.13 million
 - Capital Items
 - Asset Management Software
 - Sensus Analytics Support
 - Software Support for permits and service requests
 - System wide meter replacement of MXU meters to iPerl/Omni meters & battery replacements on Omni meters
 - Supervisory Control And Data Acquisition (SCADA) System Upgrades
 - Capital Water Improvement and Maintenance Projects
 1. Harvard Avenue Improvement Project (Jefferson Park to Plymouth) (CDBG Grant)
 2. Third Avenue Improvements (Holly to Division) – services and maintenance
 3. Maple Area Improvements – services and maintenance
 4. Charles Avenue Improvement Project (IEPA Loan)
 5. Harvard Avenue Improvement Project (Plymouth to Ridge)
 6. Monterey Avenue Improvement (Washington to Park)



WASTEWATER FUND

(FUND 83)



Revenue

- Last rate increase 1/1/17
- Combined sewer separation funding - \$290,000
- IEPA Loans - \$5.1 Million
 - Combined Sewer Separation
 - Master Plan Sewer Rehab Projects
- Utility sales tax transfers – \$851,470 (amount may change)
- Projected end fund balance – \$1,409,147



WASTEWATER FUND

(FUND 83)



Operating Expenses

- Maintenance of collection system
- Wet Weather Flow Treatment Facility (WWFTF) replacement plan
- Continue IEPA loan repayments (5 loans)
- Repayment to Street Improvement Fund

Capital Expenses

- WWFTF Rehab
- Replace WWFTF SSO Pump
- Sewer Reimbursement Program
- Supervisory Control And Data Acquisition (SCADA) System Upgrades
- 35 W Home Avenue Roof



WASTEWATER FUND

(FUND 83)



Capital Projects Priorities

- Road Project Components (Utility Sales Tax)
 1. Harvard Avenue Projects (Jefferson Park to Plymouth)
 2. Third Avenue Improvement Project (Holly to Division)
 3. Charles Avenue Improvement Project (St. Charles to Oak)
 4. Harvard Avenue Project (Plymouth to Ridge)
 5. Monterey Avenue Improvement Project (Washington to Park)

- IEPA Loan Funded Project
 1. 2021 Sewer Rehabilitation Program

- Combined Sewer Separation
 1. Third Avenue Project (Holly to Division)
 2. Maple Area Improvement Project (Various Streets)
 3. Charles Avenue Improvement Project (St. Charles to Oak)
 4. Monterey Avenue Improvement Project (Washington to Park)



WASTEWATER FUND

(2021)

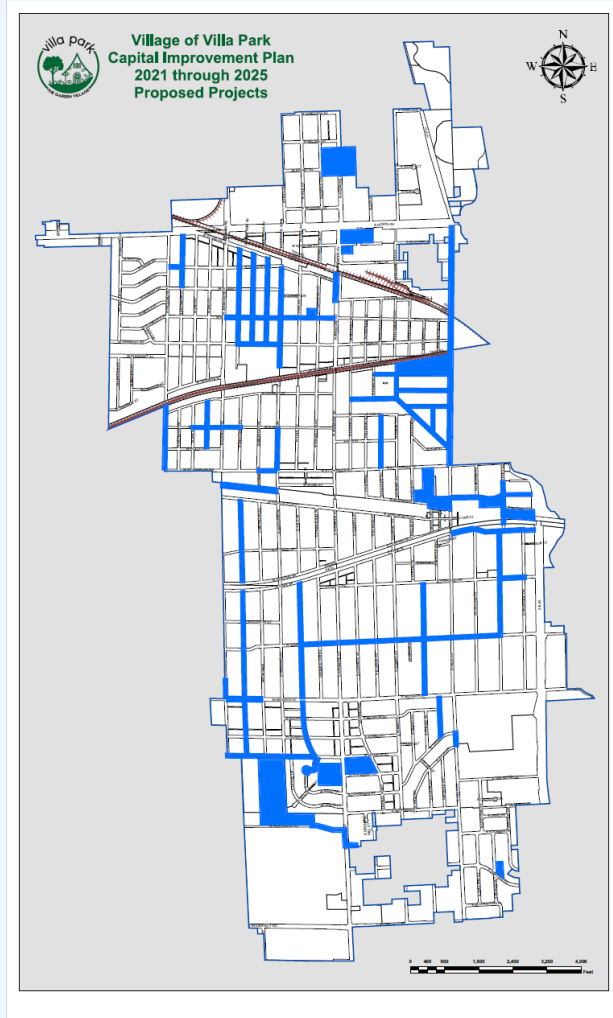
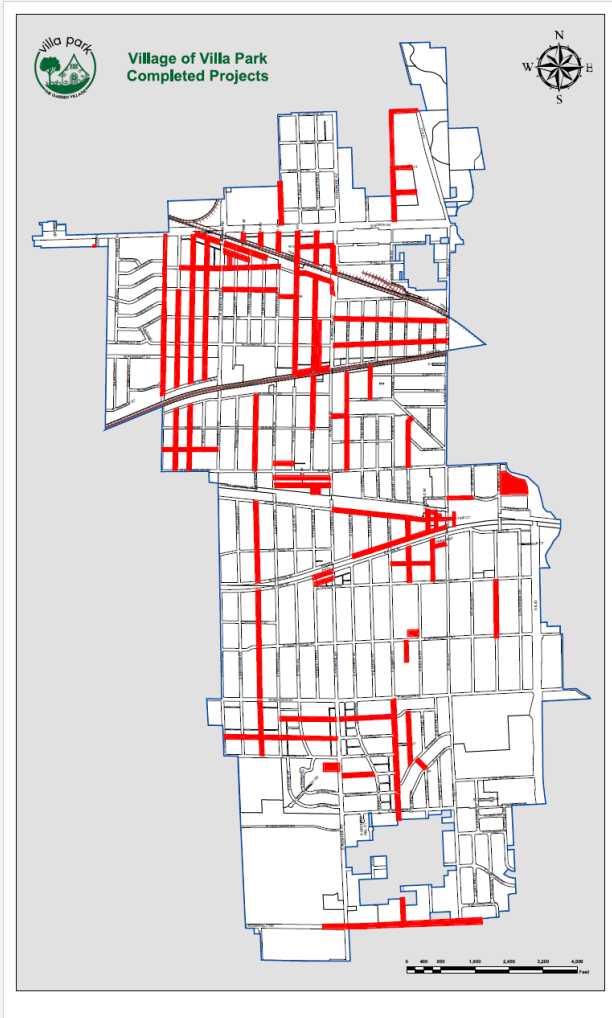


Loan Funded Combined Sewer Separation Projects

Project Name	Referendum Project	Sewer Separation Estimate	# of Homes Benefitted
Charles Avenue Improvement Project (St. Charles to Oak) – Seeking IEPA Loan	Yes	\$317,300	43
Elm Street Drainage Improvement Project	No	\$1,932,000	62
Euclid Avenue Improvement Project (Washington to Madison)	Yes	\$529,000	49
Maple Area Improvement Project (Various Streets) – Pending IEPA Loan	Yes	\$1,868,130	175
Monterey Avenue Improvement Project (Park to Washington)	Yes	\$3,245,000	111
Washington Area Combined Sewer Separation Project	No	\$5,809,200	281
Westmore Avenue Improvement Project (Division to St. Charles)	Yes	\$540,000	22
Wisconsin Avenue Improvement Project (Kenilworth to Madison)	Yes	\$1,494,000	157
Yale Avenue Improvement Project (Park to Madison)	Yes	\$1,300,000	90
Combined Sewer Separation Projects Totals		\$17,034,630	990



CIP MAP



CIP OVERVIEW

Funding Source	Total Cost
Kenilworth TIF	\$282,500
North Avenue TIF	\$1,804,441
St. Charles TIF	\$1,172,500
Street Improvement Fund	\$4,527,919
GO Bonds (Street Referendum)	\$13,093,080
Capital Projects Fund	\$859,946
Building Improvement Fund	\$600,000
Storm water Fund	\$17,249,020
Water Supply Fund	\$4,553,092
Wastewater Fund	\$1,523,617
Sewer Separation	\$19,011,672
CDBG Grant	\$800,000
CDBG-DR Grant	\$364,798
FEMA Grant	\$4,000,000
IEPA Wastewater Loan	\$4,572,000
IEPA Water Loan	\$8,800,000
Private Funds	\$449,250
STP-Grant	\$4,723,000
STP-BR Grant	\$696,000
Total	\$89,073,184

